

Notice- Registration NOW OPEN for Current Students

Re enrollment for next school year 2025-26 is now open for all **CURRENT** students. This must be completed for all students attending Esperanza Elementary. This process needs to be done on a computer, not your cell phone. See instructions below.

If your student is **NOT** returning for the next school year, please email us at info@esperanzaelementary.org

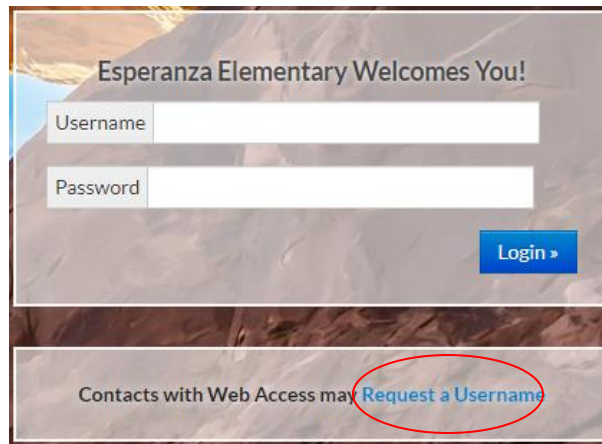
Go to the link <https://esperanza.usoe-dcs.org/Login.aspx> or you could access it by going to our website esperanzaelementary.org, click on "Parents" and click on "Aspire Log-In" once you're there it should look like this:

NOTE: IF YOU HAVE FORGOTTEN YOUR USERNAME AND/OR PASSWORD SCROLL DIRECTLY TO STEP 2 ↓

STEP 1.

Log in if you have previously made an Aspire account and continue to **Step 3**.

If you have not, click on "Request a Username":



Esperanza Elementary Welcomes You!

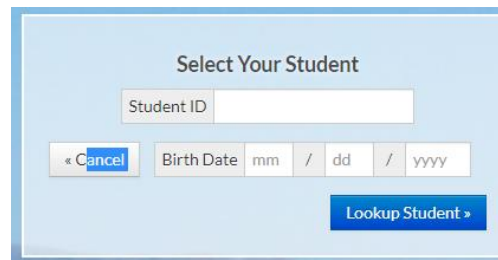
Username

Password

Login »

Contacts with Web Access may [Request a Username](#)

Once you click on it, it will take you to this next part-



Select Your Student

Student ID

« Cancel Birth Date mm / dd / yyyy

Lookup Student »

Enter your student's ID number. This number is the same as their 4 digit Esperanza lunch number and their birthdate. If you or your student don't know it, please contact the school at 801-305-1450 and we can provide it for you. Once you enter the ID number and your student's date of birth, it will take you to the following page. Select yourself and create a username and password.

IF you already have an existing account the username will show here

Please Select Yourself

If you are not listed, contact your student's school for further assistance.

Choose a Username and Password

Your password protects your account

Avoid selecting an easily guessed password and take steps to keep your password safe. You must use at least 8 characters and include both letters and numbers or special characters.

Username

Password

Confirm Password

Confirm Student

I certify that I am authorized to access this student's school records.

« Cancel Create Account »

Existing Accounts

These contacts already have user accounts. If you have forgotten your password, please contact your student's school.

»

« Return to Login

STEP 2. IF YOU HAVE FORGOTTEN YOUR USERNAME AND/OR PASSWORD, SEE THE FOLLOWING STEPS:

1. Click on "Need Help Logging In?":

Esperanza Elementary Welcomes You!

Username

Password

Login »

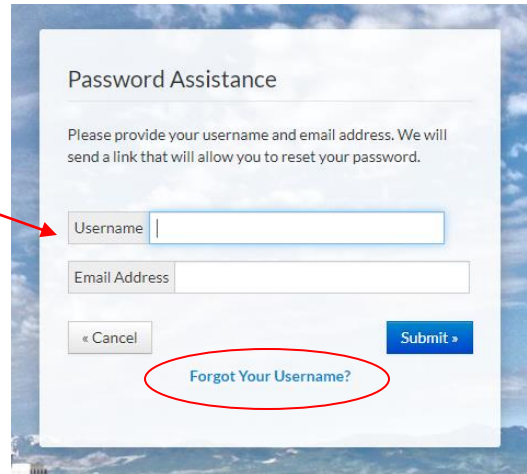
Contacts with Web Access may [Request a Username](#)

[Need Help Logging In?](#)

[Register Student for Enrollment](#)

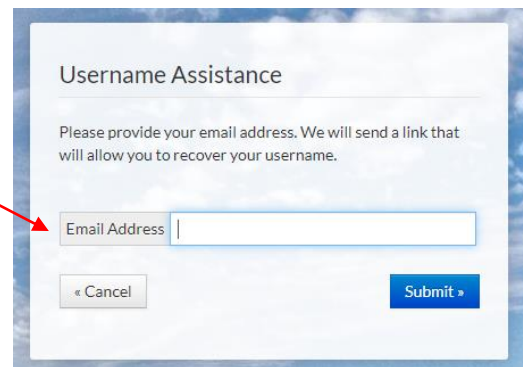
Once you click on it, it will take you to this next part:

2. If you forgot your password, enter your username and email address. You will receive an email with a link and a temporary password. Once you enter the temporary password provided, you will be able to create a new password.



The screenshot shows a web form titled "Password Assistance". The instructions read: "Please provide your username and email address. We will send a link that will allow you to reset your password." There are two input fields: "Username" and "Email Address". Below the fields are two buttons: "« Cancel" and "Submit »". A red circle highlights a link labeled "Forgot Your Username?" located below the "Submit" button. A red arrow points from the text in step 2 to the "Forgot Your Username?" link.

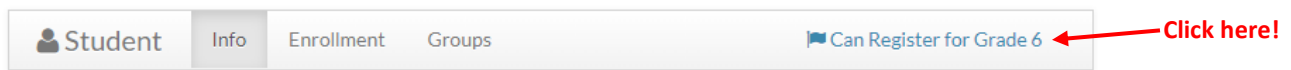
3. If you forgot your username, click on "Forgot Your Username" and enter your email address. You will receive an email with your existing username.



The screenshot shows a web form titled "Username Assistance". The instructions read: "Please provide your email address. We will send a link that will allow you to recover your username." There is one input field labeled "Email Address". Below the field are two buttons: "« Cancel" and "Submit »". A red arrow points from the text in step 3 to the "Email Address" input field.

STEP 3.

Once you have successfully logged in, it will show you your student's account. Click on your student and you will see the following:



Follow the instructions to register your student and click save. Once your student has been successfully enrolled, you will receive an automatic email. ***You will need to complete this process for each one of your students***. If you have any technical issues and need additional assistance, please contact the front office.

If you need help with passwords or logging in, please call 801-305-1450 ext. 308 or 303